




Fly through radiographs
with the InnoVet[®] Select.



Soar to new heights in veterinary radiography with Summit's InnoVet® Select. Made by the manufacturer that more veterinarians turn to for guaranteed dependable imaging equipment. The InnoVet Select offers you the most options of any system on the market.

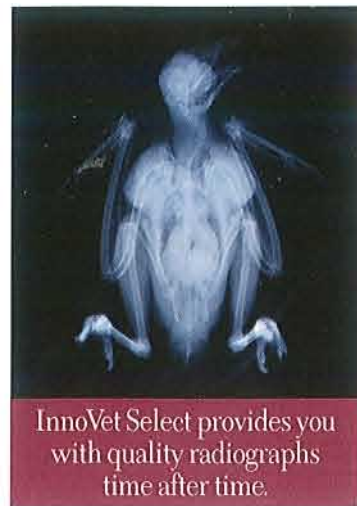
The optional float-top table gives you a full 8 inches of movement from the front to back positions. When finding your mark, this allows you to easily move the machine instead of the patient. A unique feature of Summit's float-top option is that there are no openings between the tubestand and table top when the table is in the forward position. Instead, there is a durable guardrail that protects the inner controls. It also protects your patients from getting pinched or trapped by the machine.

In addition to the 300 and 100 mA stations, the InnoVet Select gives you the option to select a third mA station. Choose a 400 mA station for greater density work, or a 30 mA station if exotics are your specialty.


The foot treadle option replaces the traditional foot switch, allowing you to activate exposures from any operator position. A latching prep mechanism gives you more flexibility and accuracy, allowing you to remove your foot from the treadle for up to 20 seconds between the time you prep the tube and activate exposure.

A unique, no-hands collimator gives you the option to experience easier patient positioning. It eliminates the need to take your hands off a patient when turning on the light. Just press your hip against the rim of the table to activate the light. Up to 120 seconds of lamptime gives you more "on" time to position your patient than any other system.

An optional cassette storage bin allows you to place cassettes in a safe area easily within your reach. It also includes a handy accessory drawer.




InnoVet Select provides you with quality radiographs time after time.



Digital Status Display
Provides instant trouble-shooting assistance.



No Hands Collimator
Activate the light while you're holding your patient.




Float-Top Table
Maneuver the table—not the patient.



Foot Treadle
Activate exposures from any operator position.



Cassette Storage Bin
Cassettes are safely stored and readily accessible.



Specially designed to meet the tough demands of a busy practice, the InnoVet Select features a completely integrated table, tubestand and generator. The tubestand and cassette move in tandem across the entire length of the table. This speeds up your entire radiographic process, from technique setting to patient positioning to exposure and clean-up. All this, without ever leaving the table.

The always dependable InnoVet Select also boasts a set of standard features sure to make your job easier. A digital status display located on the tubestand lets you know where you are in the exposure process. It also gives error messages for instant troubleshooting assistance.

The InnoVet Select also comes with a raised transformer and a streamlined, no seams tubestand. These features make for easier and quicker clean-up and add to the longevity of the equipment. And an automatic shut-off feature will help you save energy when the machine is not in use.


Included with every InnoVet Select is another handy innovation—our patented Simplex™ cassette tray. Its special lightweight design is sure to speed up your entire x-ray process.

The InnoVet Select is truly a state-of-the-art veterinary radiographic system. For convenience and dependability, there's no comparison to this piece of advanced technology. Simply select only the options you need and the InnoVet Select is yours at a price that keeps your practice profitable.

More veterinarians turn to Summit Industries for quality, dependable radiographs. Our 5-year warranty gives you an added measure of confidence.

Standard Specifications

- Maximum output: 300 mA at 125 kVp
- 2 mA stations: 100 mA for detail shots, 300 mA for views where speed is critical
- 18 time stations (=40% more mAs values)
- kV selection to within 1 kV of desire value (40 to 125kV)
- Adjustable exposure signal volume
- Automatic shut-off circuit
- Adjustable collimator lamp "on" time (30 - 120 seconds)
- Two-step footswitch with extended cable
- Digital status display
- Raised transformer shelf
- Simplex™ cassette tray
- Meets all applicable federal safety standards
- UL classification pending
- U.S. patent pending
- Tubestand height 82"
- Table top height 33"
- Table top length 53" stationary (57" float-top)
- Table top width 24" stationary (33" float-top)
- Float-top travel ± 4 "
- Overall system depth 28"



Options

- Two-way float-top table with mechanical locks (± 4 " travel)
- Cassette storage bin (left and/or right)
- Additional mA station either 400 mA (at 100 kVp) or 30 mA (at 125 kVp)
- Foot treadle with latching exposure prep
- No-hands collimator
- Table-top extension (either end) adds 12" of table for very large animals or standing lateral views
- Tie-down brackets offer non-manual restraint capabilities
- Out-of-room exposure switch allows you to leave the table when taking exposures

For further information, including references from over 3000 current InnoVet® owners, call 800-972-9776 (800-XRAY-PRO).

A Walsh Imaging, Inc.
55 Cannonball Road,
Pompton Lakes NJ 07442
(P) 973.616.7100
(F) 973.616.7191
(W) www.awalshimaging.com



Summit Industries, Inc.
2901 West Lawrence Avenue • Chicago, IL 60625

Your Partners in Veterinary Radiography